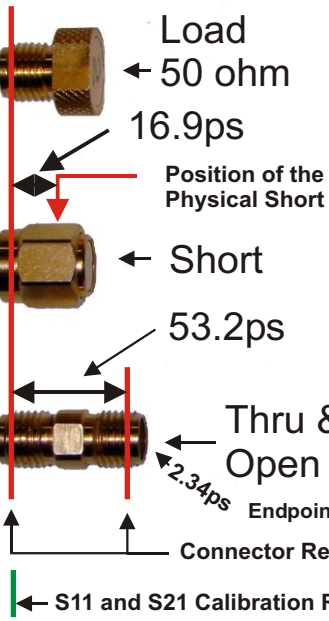


SDR-Kits - Amphenol Connex CAL Standards for the DG8SAQ VNWA

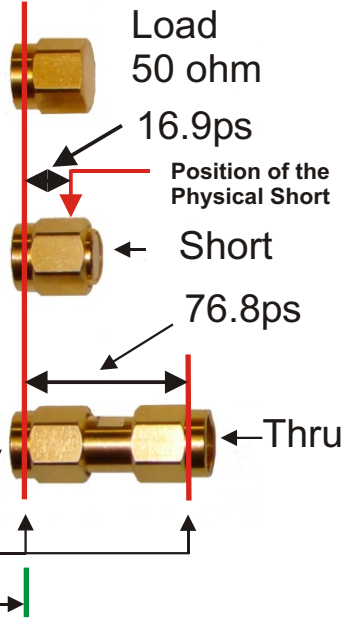
by Kurt Poulsen OZ7OU

Revision 3 May-2013

Female Calibration Kit




Male Calibration Kit



On this sheet you will find the settings required in "Calibration Settings" and "Simple SOLT" for the Reflection (S11/S22) and Transmission (S21/S12) calibrations.


- Please note that if you want to calibrate to the Reference plane of the VNWA Female TX SMA connector on the cabinet, then use the settings for the "SMA Male Reference Plane".
- When using testcables and measuring both S11 and S21, then the Thru adaptor is used, during S21 calibration, but removed during real measurements. To compensate for the changed transmission delay between the TX and RX port, you have to enter the delay for the Thru adaptor in the calibration settings. When doing so the reference planes for both reflection and transmission remain "in sync" at the chosen testcable's calibration plane.
- When the test cables have Male SMA at the testing end, the Female Calibration Kit data is used, and likewise for Female SMA the Male Calibration Kit data is used.
- Do not use the Crosstalk Calibration for general use.
- Always set Delay Thru to 0 ps else transmission and reflection is not "in sync" any longer.

SMA Male-Female Adaptor



The DC Resistance value of the Load Must be measured by YOU preferable with a four point measurement. Enter that value in Calibration Settings.

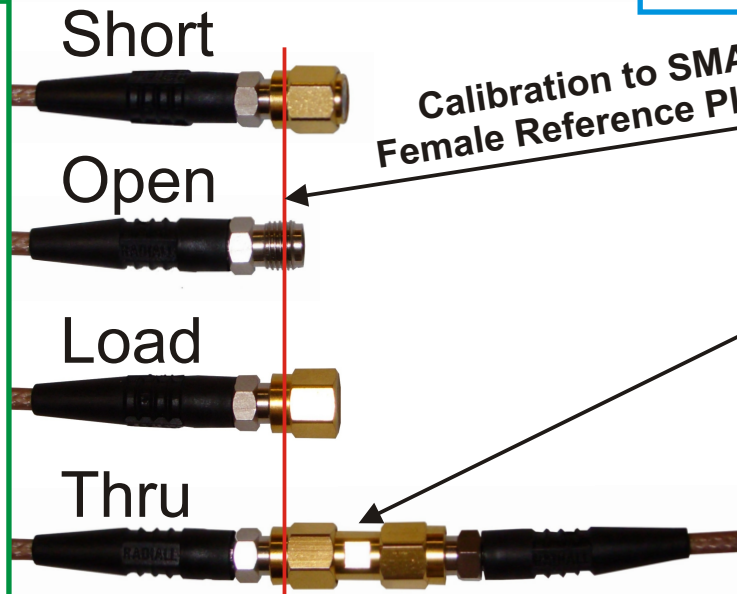
Female Calibration Kit



Calibration to SMA Male Reference Plane

If using an empty Thru adaptor (no center conductor no PTFE insert) then the SMA male is used as the Open standard. Thus the delay used is very small and -12.8ps.

Male Calibration Kit



Calibration to SMA Female Reference Plane

Calibration Settings

General Settings | Simple SOLT Model Settings | SOLT Simulation Settings | Special Settings | Measure

DSL Calibration Standard Setup

OPEN: Delay = **-111.1** ps => one way electrical length = **-11.665mm**

SHORT: Delay = **-140.2** ps => one way electrical length = **-14.721mm**

LOAD: R = **50.12** Ohms C || = **30** fF

Note: The Delays above are correction values, i.e. the NEGATIVE of the delays of the standards!

THRU Calibration Standard Setup

THRU: Transmission Factor = **1** => attenuation = 0.000 dB

THRU: Transmission Delay = **53.2** ps => electrical length = **11.172mm**

A few Hints:
 The calibration Plane can be moved forward and backward by using Measure/Port Extensions. Port 1 used for the forward direction (S11 and S21), and Port 2 used for the reverse direction (S22/S12). During reverse direction the DUT is reversed. For a positive delay the Calibration Plane is moved away from the TX port and Vice Versa. If the TX level is changed the calibration is also changed slightly. **READ ALSO THE HELP FILE**

Calibration Settings

General Settings | Simple SOLT Model Settings | SOLT Simulation Settings | Special Settings | Measure

DSL Calibration Standard Setup

OPEN: Delay = **-4.67** ps => one way electrical length = **-0.490mm**

SHORT: Delay = **-33.8** ps => one way electrical length = **-3.549mm**

LOAD: R = **50.02** Ohms C || = **60** fF

Note: The Delays above are correction values, i.e. the NEGATIVE of the delays of the standards!

THRU Calibration Standard Setup

THRU: Transmission Factor = **1** => attenuation = 0.000 dB

THRU: Transmission Delay = **76.8** ps => electrical length = **16.128mm**

Please check Delay Thru is set to 0 ps

Delay S21 is only active when Port Extension has been enabled (Port Ext.ON).

Calibration Settings

General Settings | Simple SOLT Model Settings | SOLT Simulation Settings | Special Settings | Measure

Velocity factor for calculation of calibration standard length

Velocity Factor = **0.7**

Compatibility setting to previous software versions. If unused set to zero!

Note: This setting shifts transmission and reflect calibration planes against each other. It acts as a port extension and will only be active if port extensions are enabled.

Delay Thru (formerly in Port Extensions) = **0** ps

Delay S21 = 0.00ps